

FABRICATED FLOORING



FROM:
TO:

COMPANY:
REF:

DATE:

PLEASE TICK APPROPRIATE BOXES AND FILL IN RELEVANT DIMENSIONS

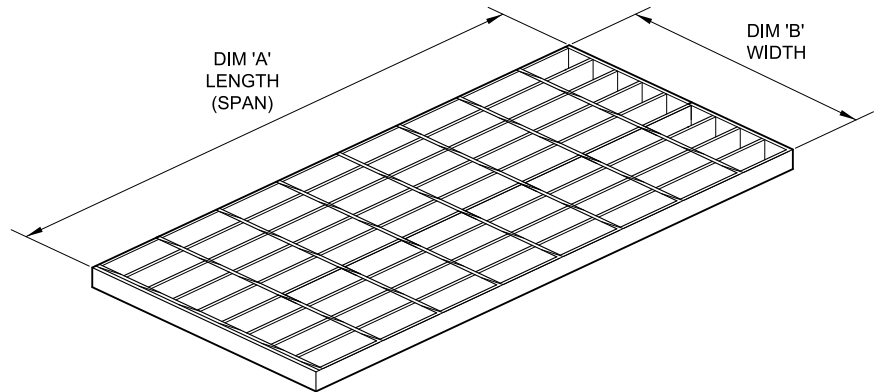
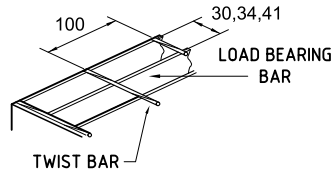
- LOAD BEARING BAR SECTION
- 25x3 25x5
- 30x3 30x5
- 35x3 35x5
- 40x3 40x5
- OTHER (SPECIFY)

- BAR ARRANGEMENT
- 41/100
- 34/100
- 30/100
- OTHER (SPECIFY)

- LOAD BARS
- PLAIN TOP
- SERRATED TOP

- FINISH
- SELF COLOUR
- GALVANISED
- OTHER (SPECIFY)

RECTANGULAR PANELS



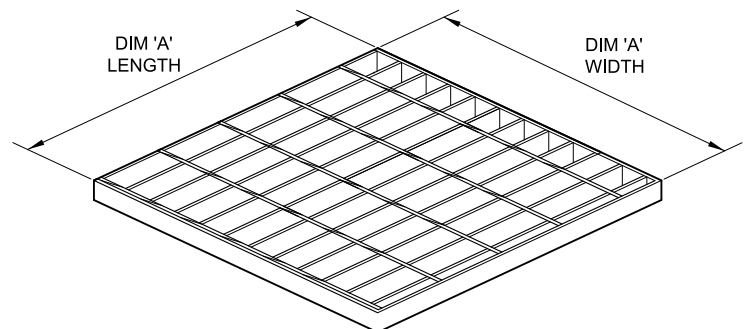
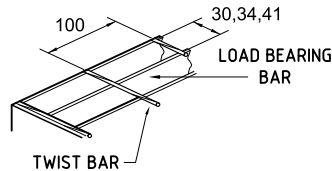
RECTANGULAR PANELS

No REQD	DIM A mm	DIM B mm

SQUARE PANELS

No REQD	DIM A mm

SQUARE PANELS



OPEN MESH FLOORING

COMMENTS: